



LOMONOSOV MOSCOW
STATE UNIVERSITY

Supported by the Russian Science Foundation
project #24-12-00084



National Center
FOR PHYSICS AND MATHEMATICS

Status and perspectives of SATURNE (Sarov Tritium Neutrino Experiment)

Konstantin Kouzakov

on behalf of

The SATURNE Collaboration




XXII INTERNATIONAL SEMINAR
ON HIGH-ENERGY PHYSICS



The **SAr**ov Tritium Neutrino Experiment (**SATURNE**) is part of the research program of the **National Center for Physics and Mathematics** founded in 2021

Architectural and urban planning of NCPM in Sarov



Copyright: © DNK ag

The main goals of the experiment are

- first observation of coherent elastic neutrino-atom scattering ($\text{CE}\nu\text{AS}$)
- search for neutrino magnetic moment

using a high-intensity tritium neutrino source: at least 1 kg, possibly up to 4 kg of T_2

OUTLINE

- Physics introduction
 - CE ν AS
 - neutrino magnetic moment μ_ν
- He II detector concept
 - observe CE ν AS channel & search for μ_ν
- Si and SrI₂(Eu) detector concepts
 - search for μ_ν with atomic ionization channel
- Summary and outlook

CE ν AS: Coherent Elastic Neutrino-Atom Scattering

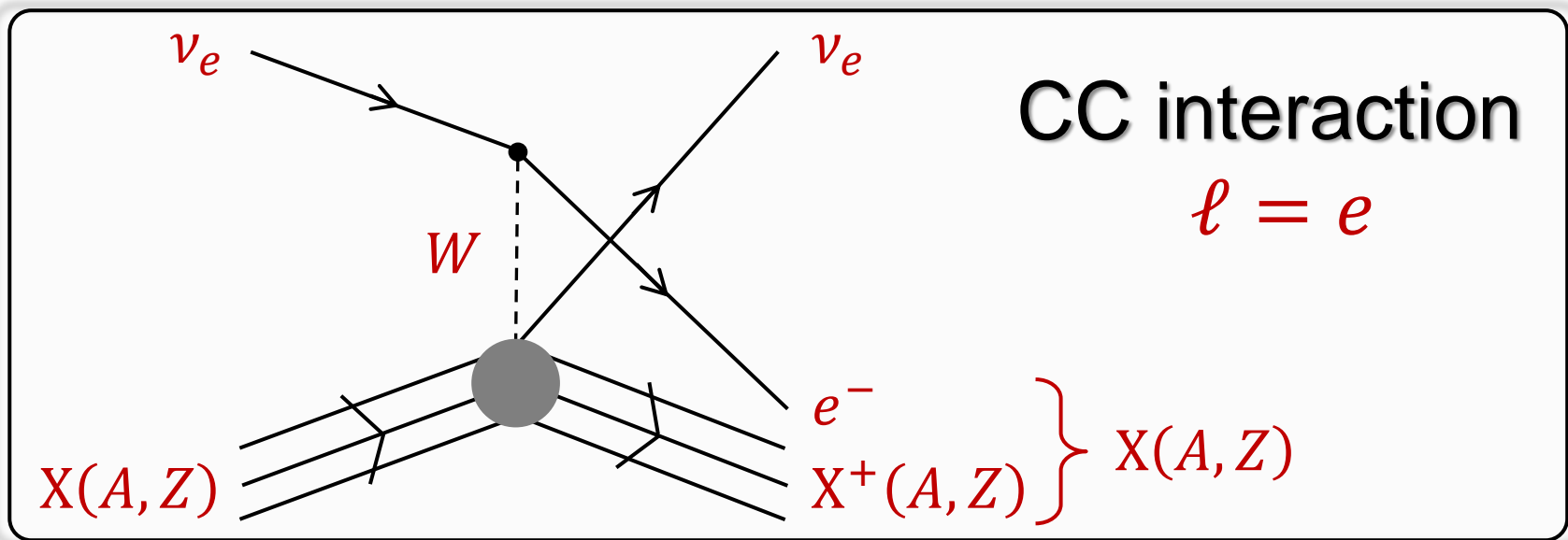
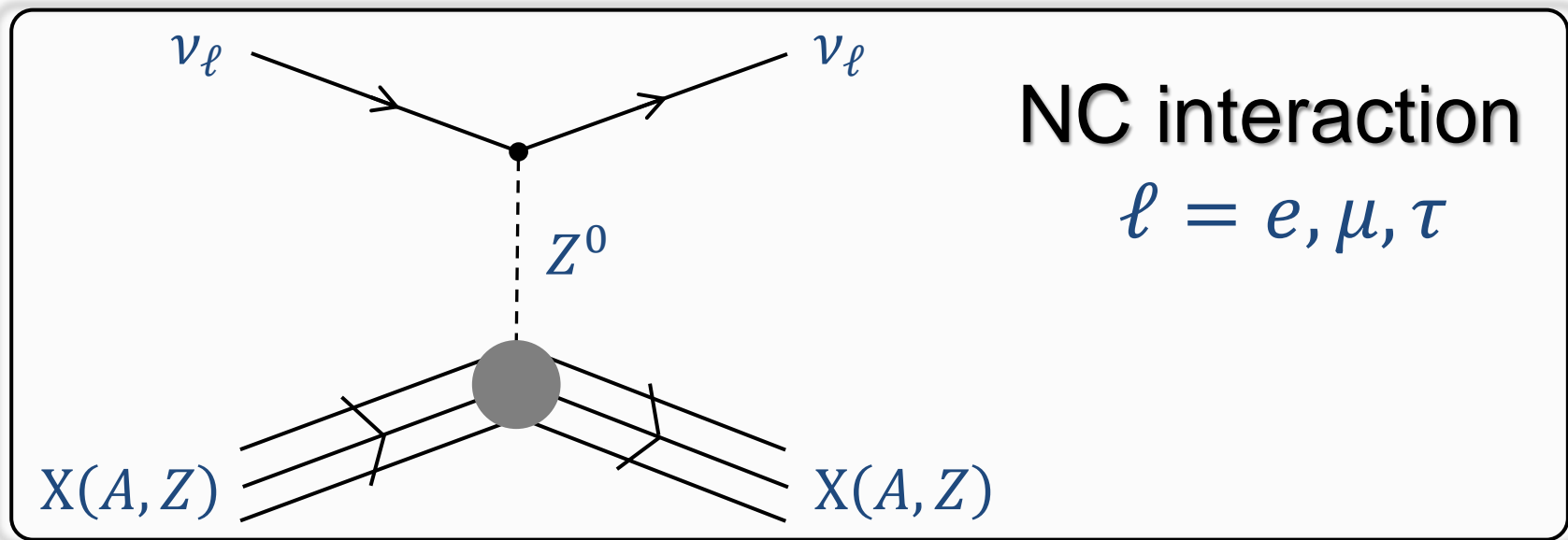
Yu. V. Gaponov and V. N. Tikhonov,

*Elastic scattering of low energy neutrinos by atomic systems,
Yad. Fiz. (USSR) **26** (1977) 594 (in Russian).*

Abstract. Elastic scattering of low energy neutrinos by atomic systems is treated. For the V variant of weak interaction scattering on the total system (on electrons, protons and neutrons) is coherent; for the A variant neutrino scatters coherently on using simple atomic systems. The result for an arbitrary atom is presented. **The analysis shows that at neutrino energies $\lesssim 10$ keV a region of coherent optical neutrino phenomena exists where the neutrino elastic scattering by an atom as a whole dominates.**

So far there is no corresponding experimental observation. An experimental study of CE ν AS could provide a unique test of the SM neutrino interactions at very low energies.

Elastic neutrino-atom scattering in SM



CE ν AS vs CE ν NS

CE ν NS: Coherent Elastic Neutrino-Nucleus Scattering

predicted by D. Z. Freedman, PRD 9 (1974) 1389;

V. B. Kopeliovich & L. L. Frankfurt, ZhETF Pis. Red. 19, No. 4 (1974) 236

observed by D. Akimov et al. (COHERENT Collab.), Science 357 (2017) 1123

CE ν NS

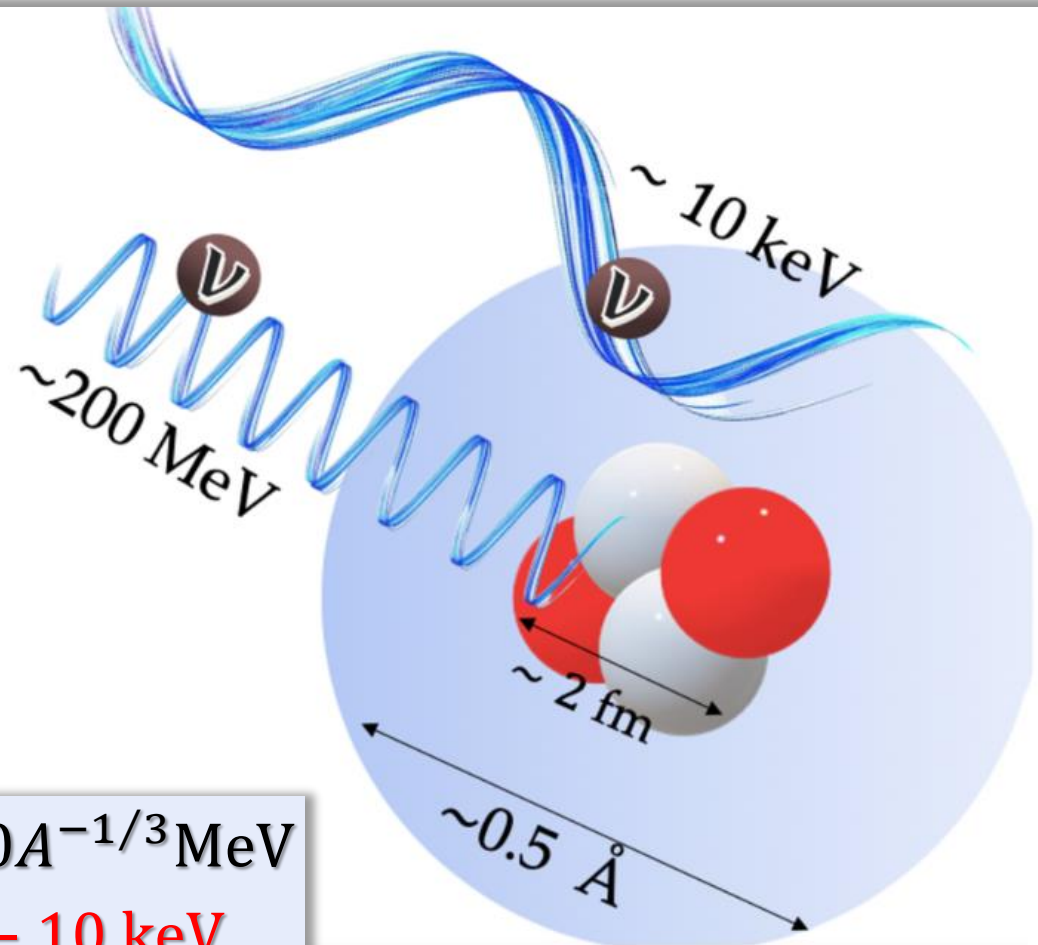
► $|\vec{q}|R_{\text{nuc}} \ll 1$

\vec{q} is the momentum transfer
 R_{nuc} is the nuclear radius

CE ν AS

► $|\vec{q}|R_{\text{atom}} \ll 1$

R_{atom} is the atomic radius



CE ν NS: $E_{\nu} \lesssim 1/R_{\text{nuc}} \sim 200A^{-1/3}$ MeV

CE ν AS: $E_{\nu} \lesssim 1/R_{\text{atom}} \sim 1 - 10$ keV

Global map of CE ν NS experiments

Experiments

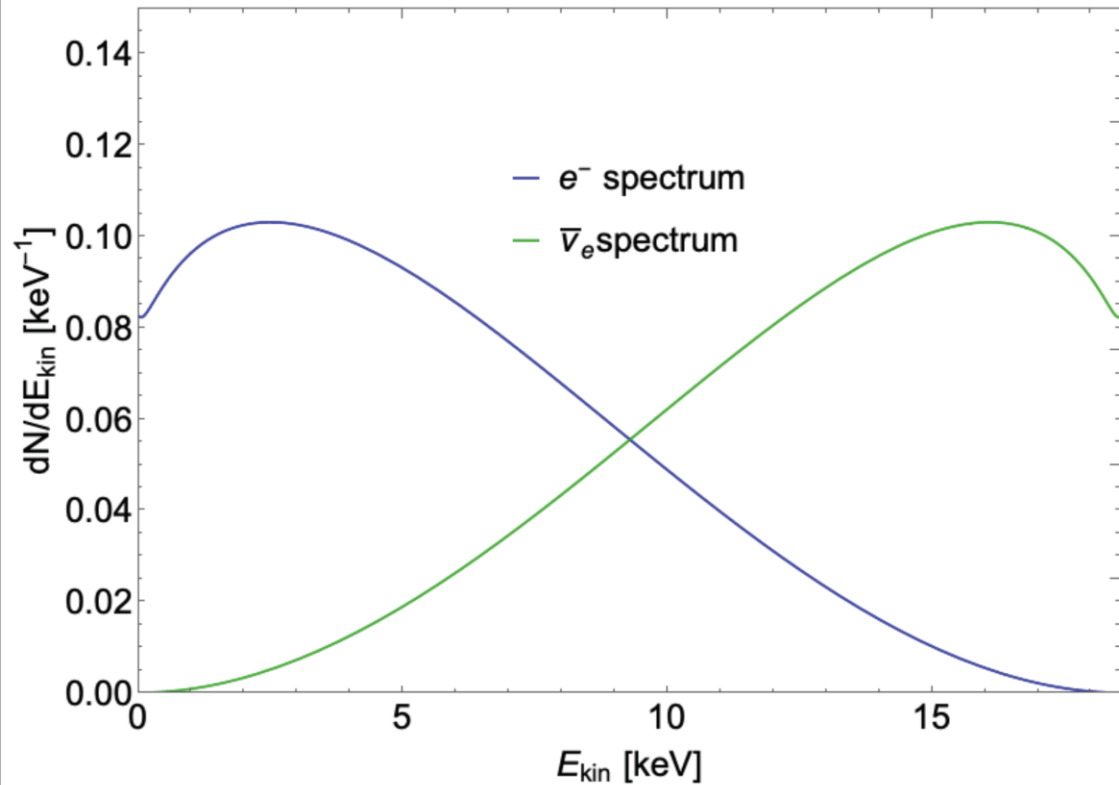
- Stopped-pion beams
 $E_\nu \sim$ few tens of MeV
- Nuclear reactors
 $E_\nu \sim$ few MeV



● Future/Planned

[C. Bonifazi, Neutrino 2022]

Tritium neutrinos



$$Q = 18.6 \text{ keV}$$

$$t_{1/2} = 12.3 \text{ yrs}$$

$$\langle E_{\bar{\nu}_e} \rangle = 12.9 \text{ keV}$$

In contrast to stopped-pion beams ($\langle E_\nu \rangle \sim 30 \text{ MeV}$) and nuclear reactors ($\langle E_\nu \rangle \sim 1 \text{ MeV}$), with a tritium neutrino source it is possible to fulfill the coherence condition in elastic neutrino-atom scattering

Atomic recoil energy scale in CE ν AS

From energy-momentum conservation it follows that

$$T_R \leq \frac{2E_\nu^2}{m}$$

T_R is energy transfer, or atomic recoil energy

$m \approx A \text{ GeV}$ is atomic mass

$$\text{If } E_\nu \sim 10 \text{ keV: } T_R \lesssim \frac{200}{A} \text{ meV}$$

For the lightest atom ($A=1$): $T_R \lesssim 200 \text{ meV}$

Light atomic targets, such as H or He, are needed to observe CE ν AS

Proposals for light dark matter searches with He II

SPICE/HeRALD [*R. Anthony-Petersen et al., arXiv:2307.11877v1 [physics.ins-det]*]

DELIGHT [*B. von Krosigk et al., arXiv:2209.10950v1 [hep-ex]*]

Advantages of superfluid He target:

- extreme intrinsic radiopurity
- high impedance to external vibration noise
- unique “quantum evaporation” signal channel enabling the detection of quasiparticle modes (rotons and phonons) via liberation of ^4He atoms into a vacuum

S.A. Hertel et al., PRD 100 (2019) 092007

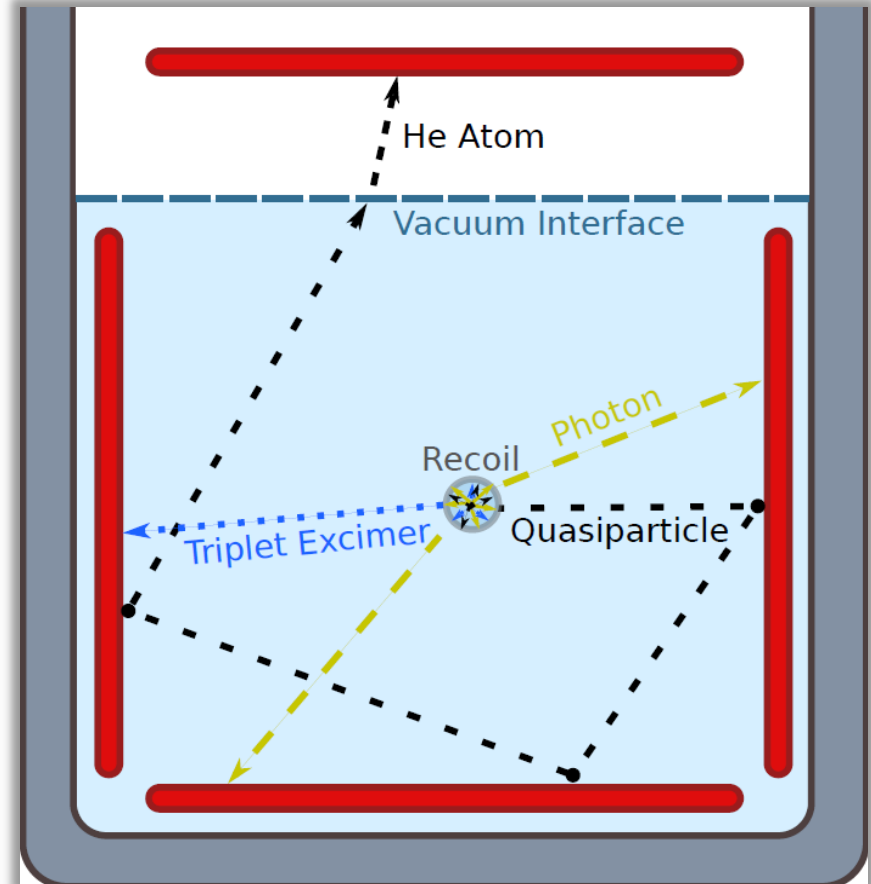


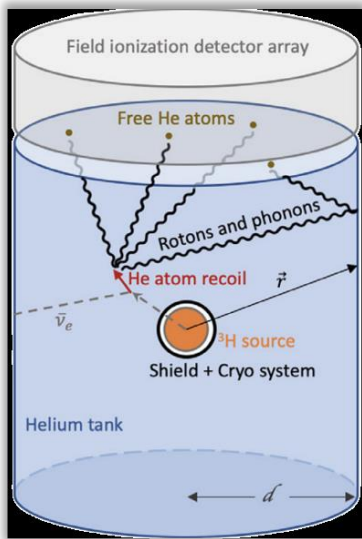
Fig. Simplified detector layout

He-4 atomic-recoil spectrum with tritium $\bar{\nu}_e$

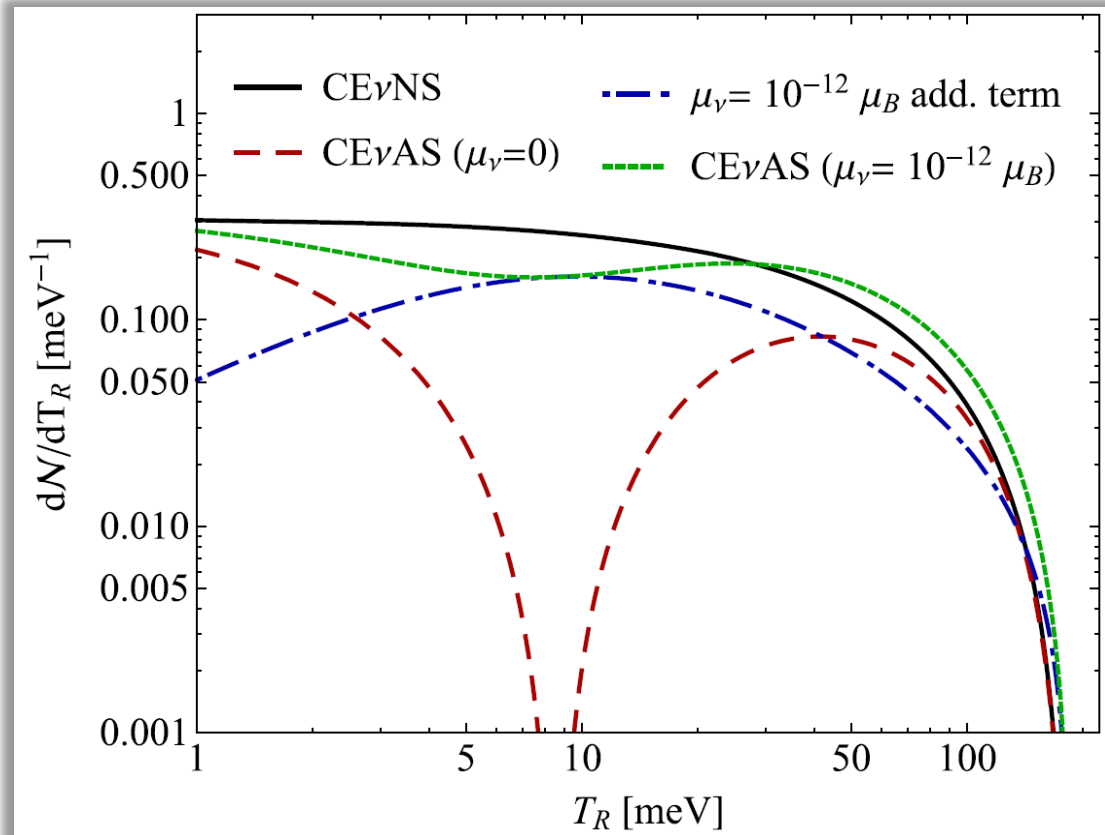
M. Cadeddu, F. Dordei, C. Giunti, K. Kouzakov, E. Picciau, A. Studenikin, *PRD* **100** (2019) 073014

$$\frac{d\sigma_{\text{SM}}}{dT_R} = \frac{G_F^2 m}{\pi} \left[Z\left(\frac{1}{2} - 2\sin^2\theta_W\right) - \frac{1}{2}N + Z\left(\frac{1}{2} + 2\sin^2\theta_W\right)F_{\text{el}}(q^2) \right]^2 \left(1 - \frac{mT_R}{2E_\nu^2} \right)$$

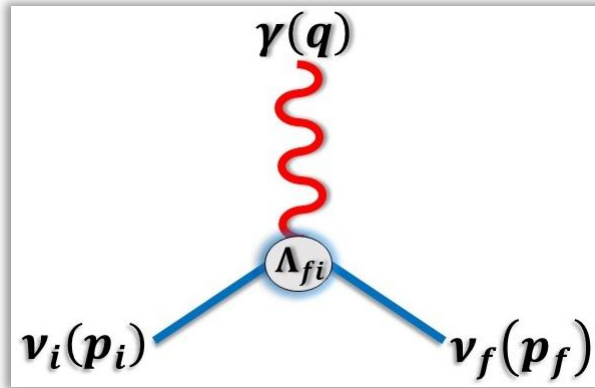
$$\frac{d\sigma_{\mu\nu}}{dT_R} = \frac{\pi\alpha^2 Z^2}{m_e^2} |\mu_\nu|^2 \left(\frac{1}{T_R} - \frac{1}{E_\nu} \right) [1 - F_{\text{el}}(q^2)]^2 \quad \text{with} \quad q^2 = 2mT_R$$



500 kg of helium
60 g of tritium
5 yrs of taking data



Neutrino magnetic moment



*C. Giunti and A. Studenikin, **Neutrino electromagnetic interactions: A window to new physics**, Rev. Mod. Phys. **87** (2015) 531; arXiv:1403.6344*

***Talk by Alexander Studenikin, May 23 at 18:05**

The effective neutrino electromagnetic vertex under the Lorentz and gauge invariance:

$$\Lambda_{\mu}^{(\text{EM};\nu)fi}(q) = \left(\gamma_{\mu} - \frac{q_{\mu} q}{q^2} \right) \left[f_Q^{fi}(q^2) - q^2 f_A^{fi}(q^2) \gamma_5 \right] - i \sigma_{\mu\nu} q^{\nu} \left[f_M^{fi}(q^2) + i f_E^{fi}(q^2) \gamma_5 \right]$$

In the minimally extended SM with addition of right-handed massive Dirac neutrinos:

$$\mu_{\nu} \simeq 3.2 \times 10^{-19} \mu_B \left(\frac{m_{\nu}}{1 \text{ eV}} \right)$$

*K. Fujikawa and R. Shrock, PRL **45** (1980) 963*

$$m_{\nu} < 0.8 \text{ eV at 90\% CL}$$

*M. Aker et al. (The KATRIN Collaboration), Nature Physics **18** (2022) 160*

Much greater μ_{ν} values are predicted beyond the minimally extended SM

World leading upper bounds on μ_ν

Laboratory bounds (elastic $\nu - e^-$ scattering)

solar neutrinos (XENONnT)

A. Khan, Phys. Lett. B **837** (2023) 137650

$$\mu_\nu < 6.3 \times 10^{-12} \mu_B$$

reactor neutrinos (GEMMA)

A. Beda et al., Adv. High Energy Phys. **2012** (2012) 350150

$$\mu_{\nu e} < 2.9 \times 10^{-11} \mu_B$$

CEvNS bounds

V. De Romeri et al., JHEP **04** (2023) 035

$$\mu_{\nu e} < 3.8 \times 10^{-9} \mu_B$$

$$\mu_{\nu \mu} < 2.6 \times 10^{-9} \mu_B$$

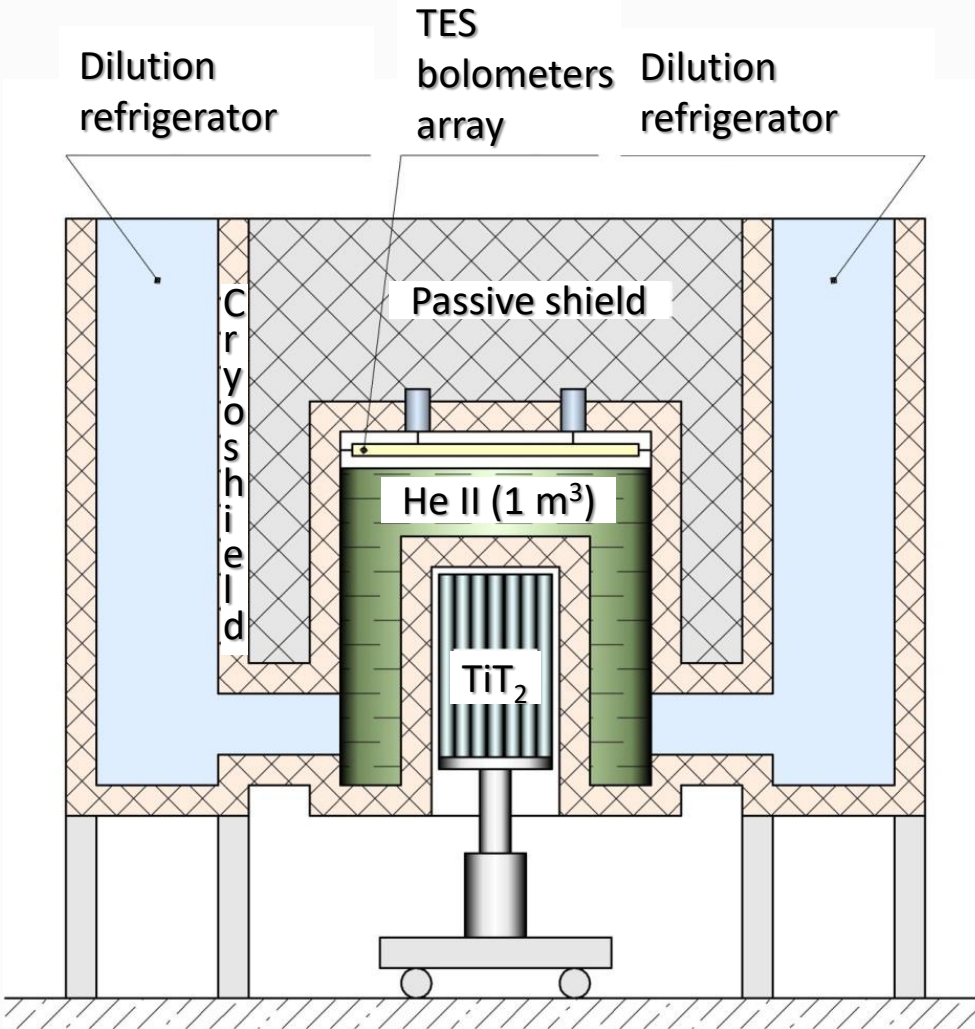
Astrophysical bounds (luminosity of globular star clusters)

N. Viaux et al., Astron. & Astrophys. **558** (2013) A12; *S. Arceo-Diaz et al, Astropart. Phys.* **70** (2015) 1; *F. Capozzi and G. Raffelt, Phys. Rev. D* **102** (2020) 083007

$$\mu_\nu < (1.2-2.6) \times 10^{-12} \mu_B$$


With CEvAS, we could improve the CEvNS limits by four orders of magnitude, and the world leading limits by an order of magnitude

He II detector concept to study CE ν AS



Tritium neutrino source (1-4 kg, 10-40 MCi)

- Tubular copper elements with TiT₂



Helium II detector (1000 L)

- Liquid He-4 at 40-60 mK
- Array of 1000 TESs (transition edge sensors)
- 1000-channel SQUID readout

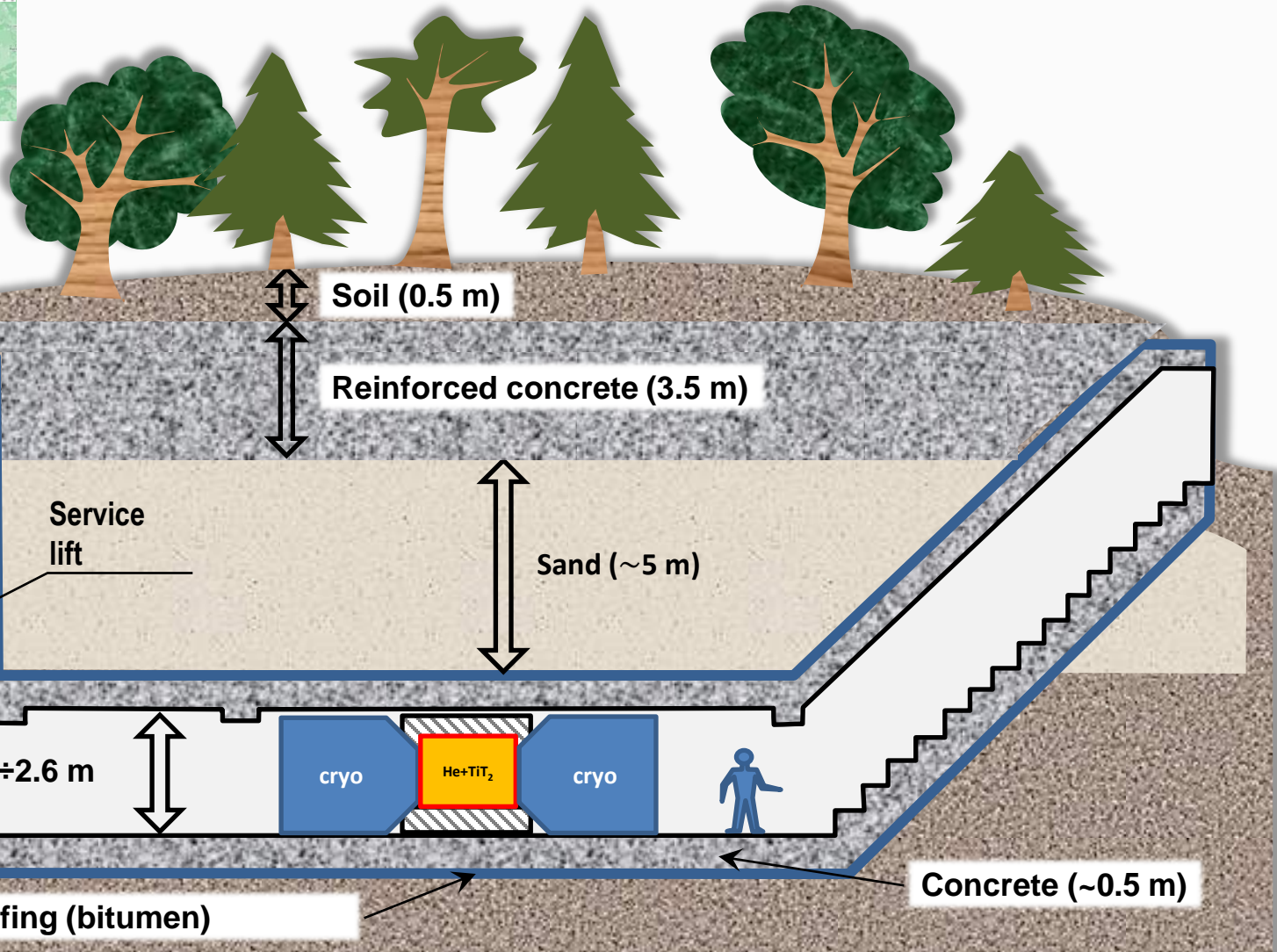
Expected results after 5 years of data collection

Number of CE ν AS events within SM: **60 for 1 kg of T₂** and **200 for 4 kg of T₂**

Sensitivity to neutrino magnetic moment: $\mu_{\nu} \sim (2-4) \times 10^{-13} \mu_B$ at 90% C.L.

Low-background neutrino laboratory in Sarov


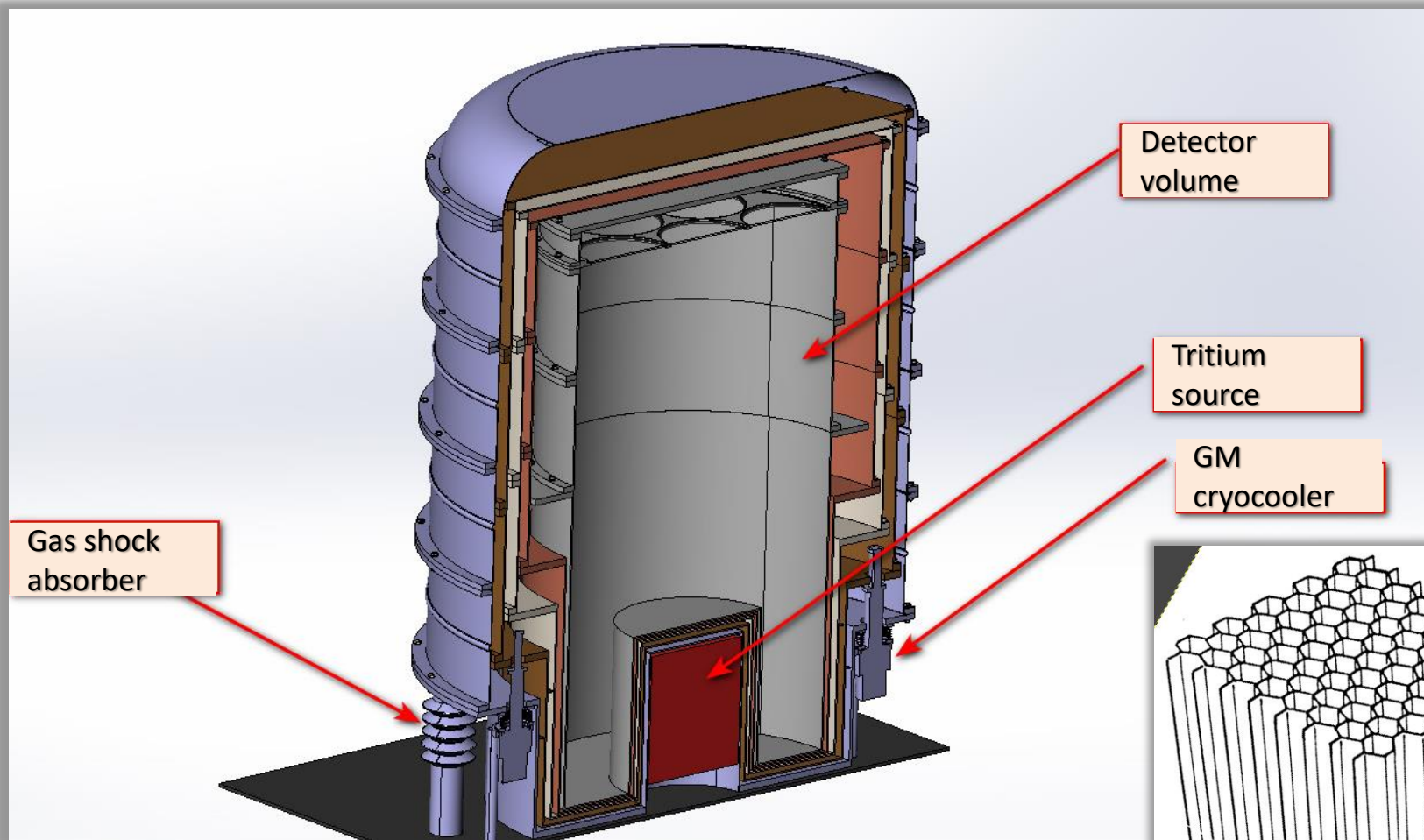
@ All-Russian Research Institute of Experimental Physics, RFNC



The overburden of ~ 18 m.w.e. (~ 7 m of standard rock) stops the soft and hadronic components of cosmic radiation

Discrimination of background events

General view of the cryostat



Segmentation of the He detector is the key to background discrimination

Atomic ionization channel

When the energy transfer T exceeds the maximal atomic recoil energy

$$T > T_R^{\max} = \frac{2E_\nu^2}{m}$$

the elastic neutrino-atom scattering channel $\nu + X \rightarrow X + \nu$ is **closed**

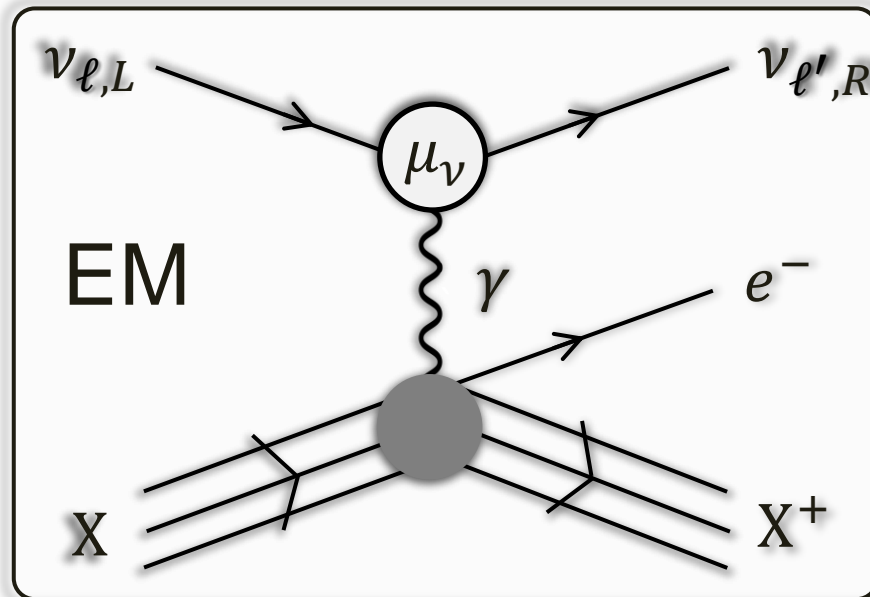
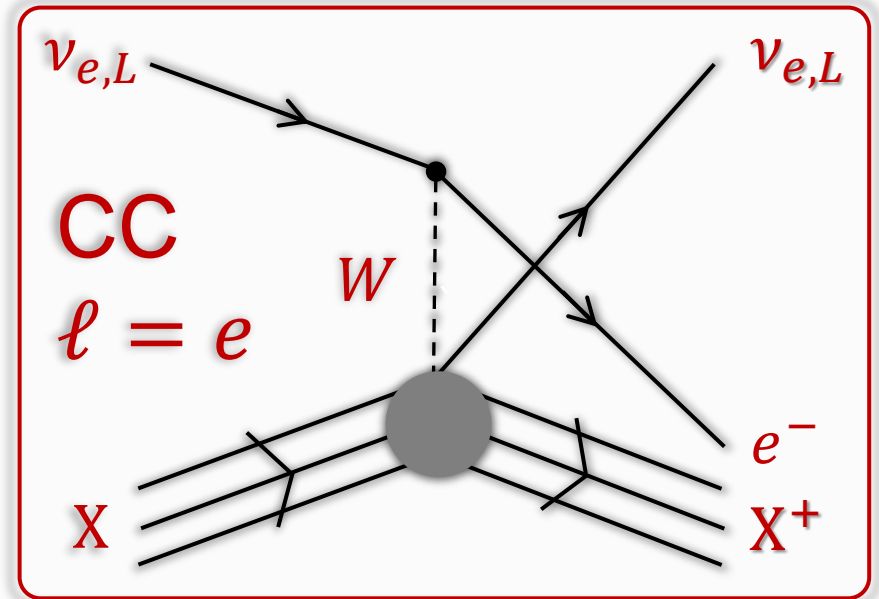
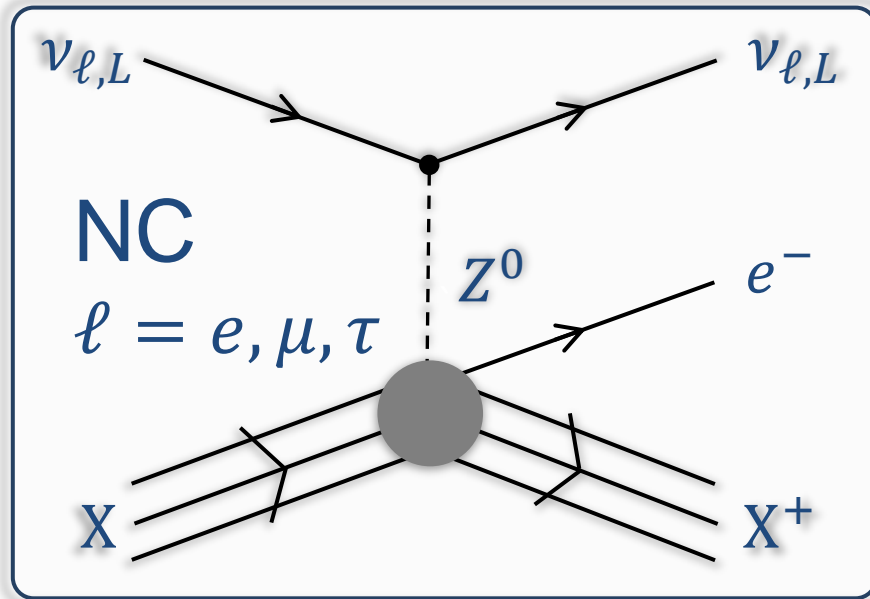
Open channels:



ε_X and I_X are atomic excitation and ionization energies

World leading laboratory constraints on μ_ν , like those from XENONnT and GEMMA, are obtained by studying the atomic ionization channel (elastic $\nu - e^-$ scattering)

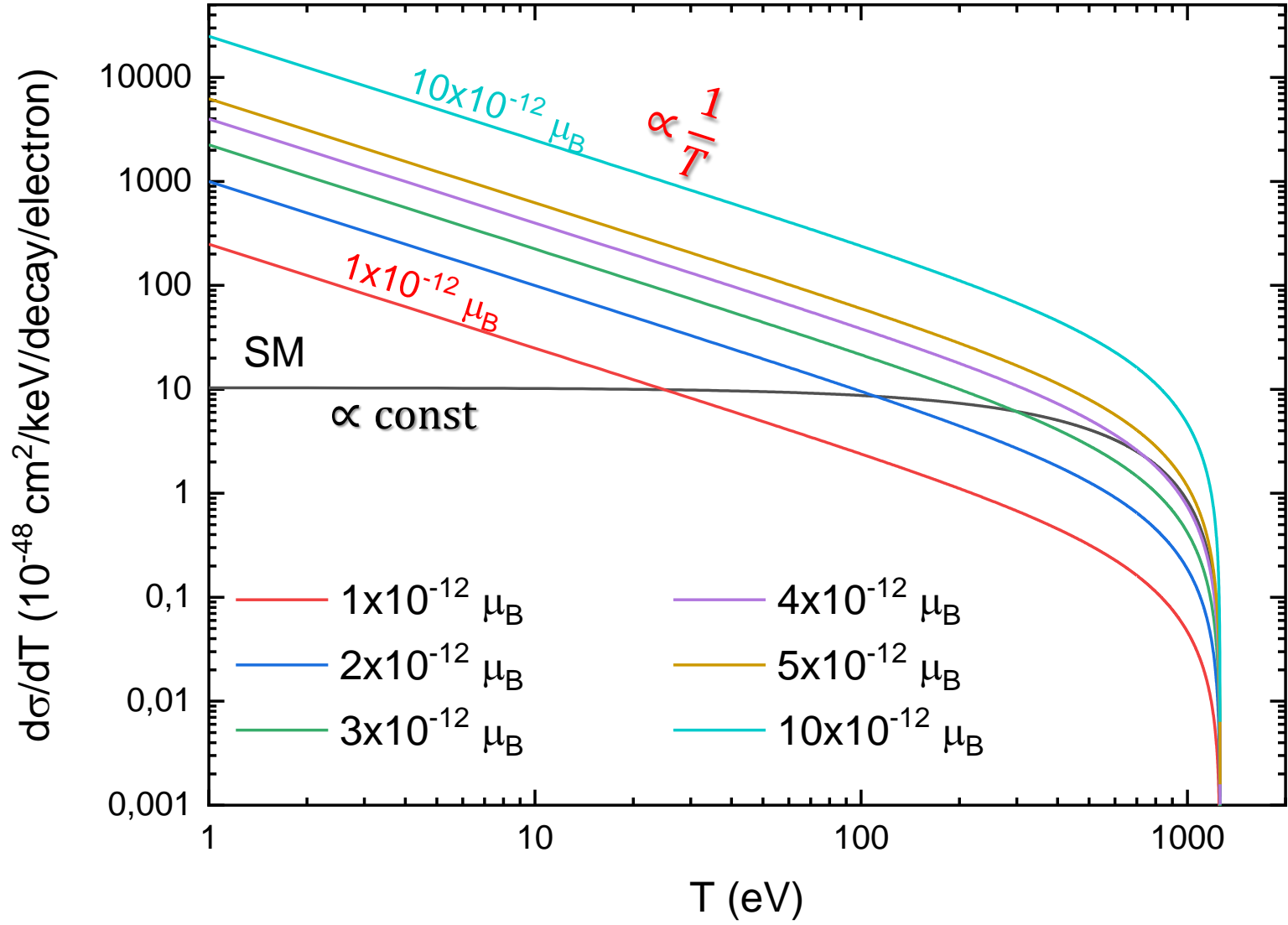
Ionizing neutrino-atom interactions



Unlike the SM weak **NC** and **CC** interactions, the μ_ν interaction flips the neutrino helicity ($L \rightarrow R$) and can change the neutrino flavor if the transition magnetic moment ($\ell \neq \ell'$) is nonzero.

Electron-recoil spectrum for tritium $\bar{\nu}_e$ on Si


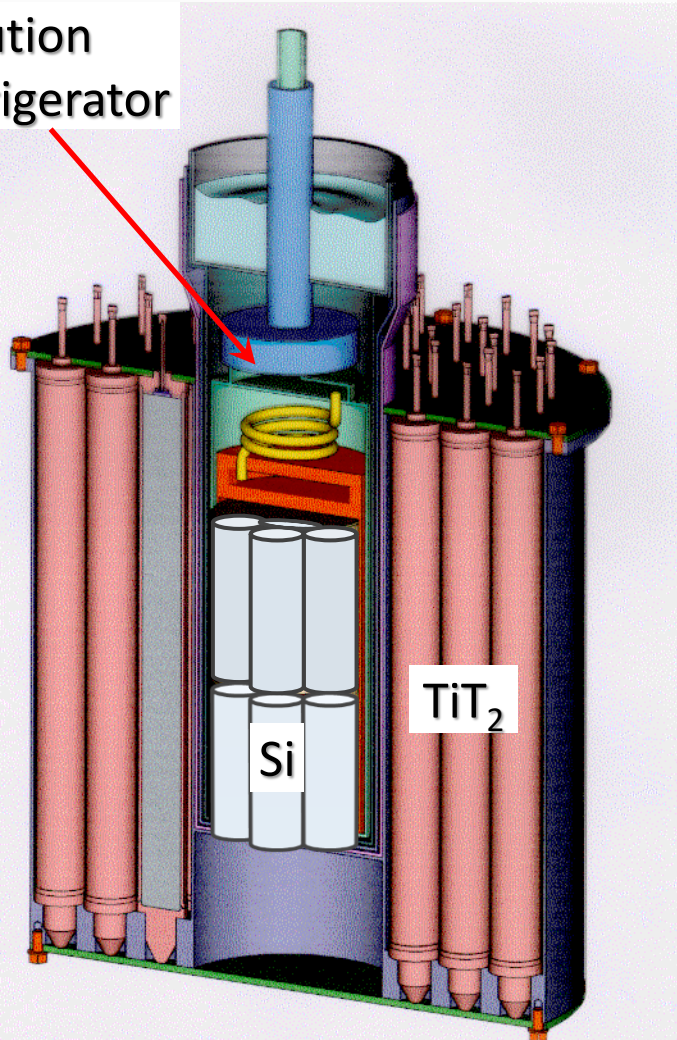
SM predicts a flat spectrum at small T , and the μ_ν contribution $\propto \frac{1}{T}$



The detector's energy threshold needs to be as low as possible

Si detector concept

Dilution refrigerator



Tritium neutrino source (1-4 kg)
- tubular copper elements with TiT_2



Silicon cryodetectors ($T=10-50$ mK)
 14×125 cm³, $M=4$ kg
- TES mounted on each Si crystal

The Si detector with an ultra-low threshold

$$E_{\text{th}} \sim 10 \text{ eV} \text{ or even } E_{\text{th}} \sim 1 \text{ eV}$$

owing to the **Neganov-Trofimov-Luke effect**
(heat amplification of ionization signal)


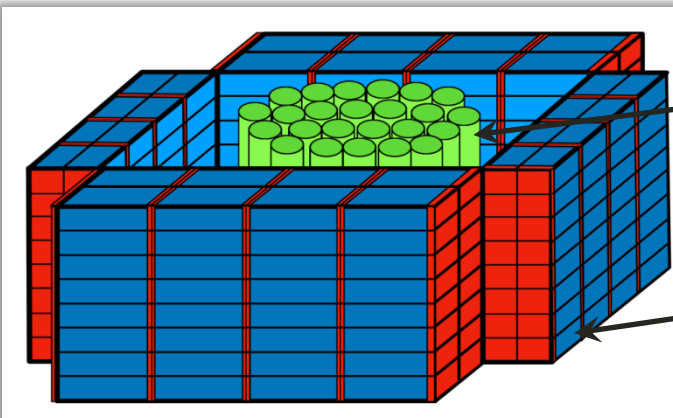
B. Neganov and V. Trofimov, USSR patent no. 1037771, Otkrytia i Izobreteniya 146 (1985) 215;
P. N. Luke, J. Appl. Phys. 64 (1988) 6858.

Expected results after 1 year of data collection

Number of events within SM: **30 for 1 kg of T_2** and **120 for 4 kg of T_2**

Sensitivity to neutrino magnetic moment: $\mu_\nu \sim (1-1.5) \times 10^{-12} \mu_B$ at 90% C.L.

$\text{SrI}_2(\text{Eu})$ scintillation detector concept

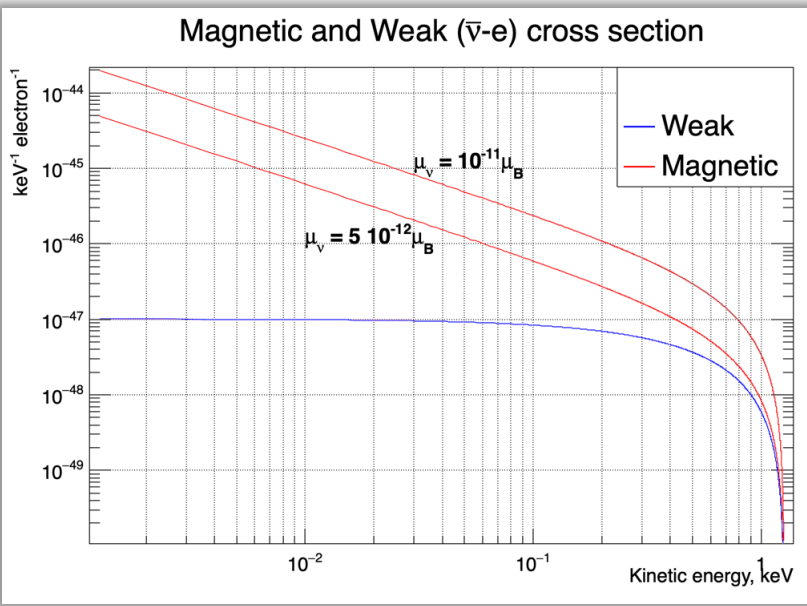


Tritium neutrino source (1-4 kg)
 Tubular copper elements with TiT₂

15x15x50 mm³ SrI₂(Eu) crystals
 at T from -60 to -40 °C,
 total mass is M=14 kg

- **SiPM readout**
 (two SiPMs per each crystal)
- Light collection at a level of
50 photoelectrons/keV
- Energy threshold is
 $E_{th} \sim 100 \text{ eV}$

Abdurashitov, Vlasenko, Ivashkin, Silaeva, Sinev, Phys. Atom. Nuclei **85** (2022) 701



Expected results after 1 year of data collection
 Number of events within SM:
25 for 1 kg of T₂ and 100 for 4 kg of T₂
 Sensitivity to neutrino magnetic moment:
 $\mu_\nu \sim (1.5-2) \times 10^{-12} \mu_B$

Summary and outlook

The Sarov tritium neutrino experiment aims at

- (i) first observation of **coherent elastic neutrino-atom scattering**
to test SM neutrino interactions at unprecedentedly low energies
- (ii) search for **neutrino magnetic moment**

A high-intensity tritium neutrino source is being prepared

- at least **1 kg, 10 MCi** (possibly up to **4 kg, 40 MCi**)

A 1000-L He II detector is being developed (to be **ready by 2027**)

- observation of **CEvAS (2032)**


- sensitivity to $\mu_\nu \sim (2-4) \times 10^{-13} \mu_B$ (**2032**)

A 4-kg Si detector is being developed (to be **ready by 2026**)

- sensitivity to $\mu_\nu \sim (1-1.5) \times 10^{-12} \mu_B$ (**2027**)

A 14-kg SrI₂(Eu) detector is being developed (to be **ready by 2025**)

- sensitivity to $\mu_\nu \sim (1.5-2) \times 10^{-12} \mu_B$ (**2026**)



The SATURNE Collaboration



RUSSIAN FEDERAL NUCLEAR CENTER

ALL-RUSSIAN RESEARCH INSTITUTE OF EXPERIMENTAL PHYSICS



PRODUCTION
ASSOCIATION
MAYAK




LOMONOSOV MOSCOW
STATE UNIVERSITY



JOINT INSTITUTE
FOR NUCLEAR RESEARCH

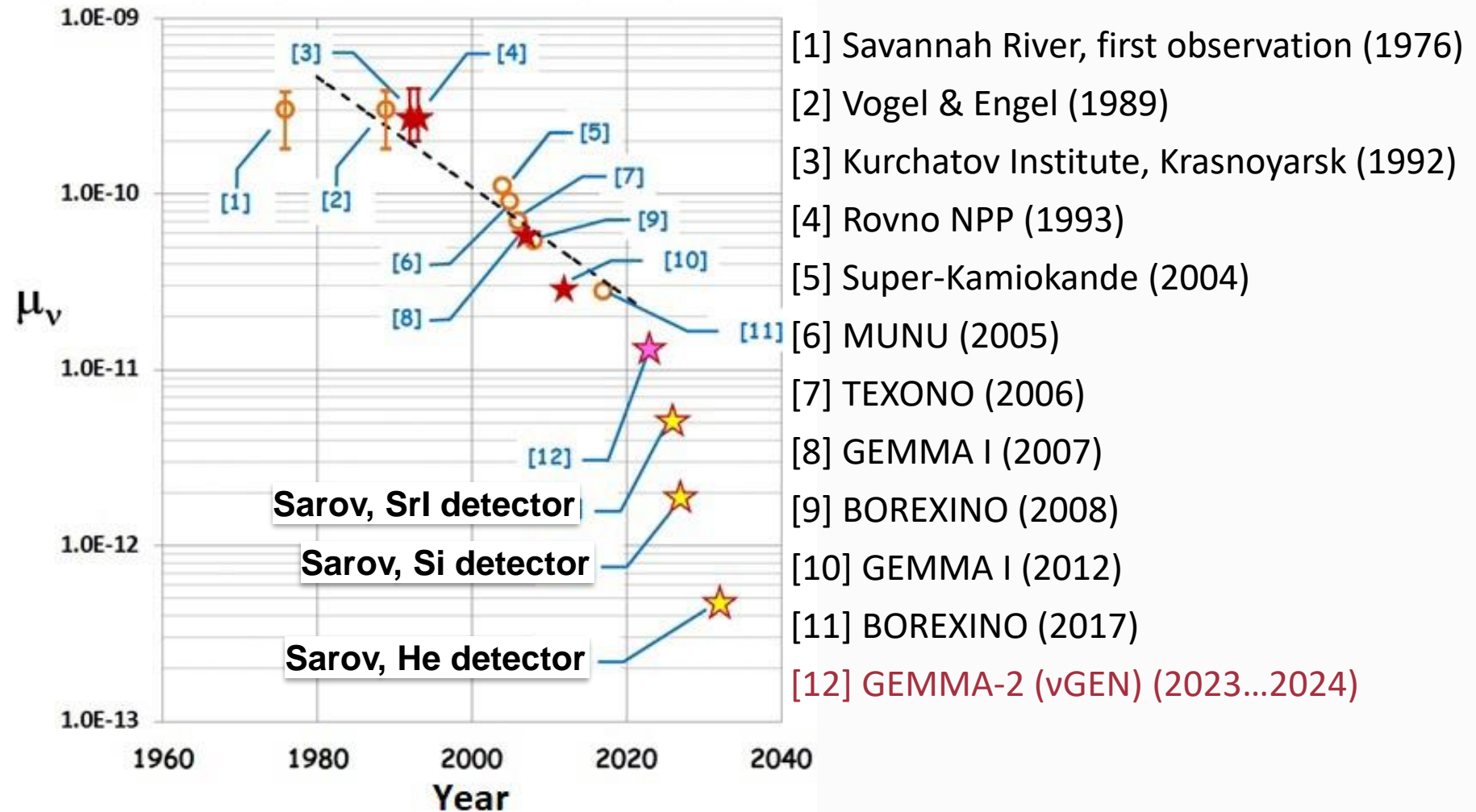


IPM RAS



Ioffe
Physical-
Technical
Institute

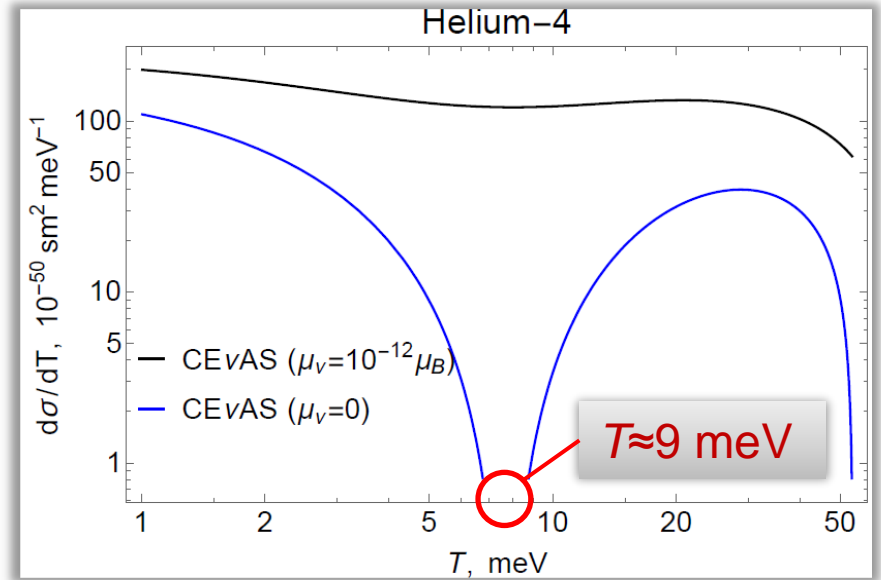
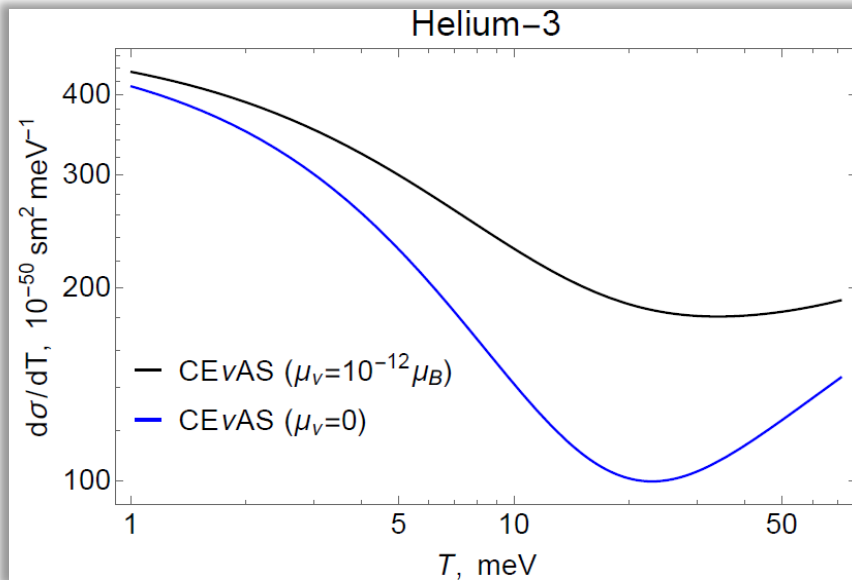
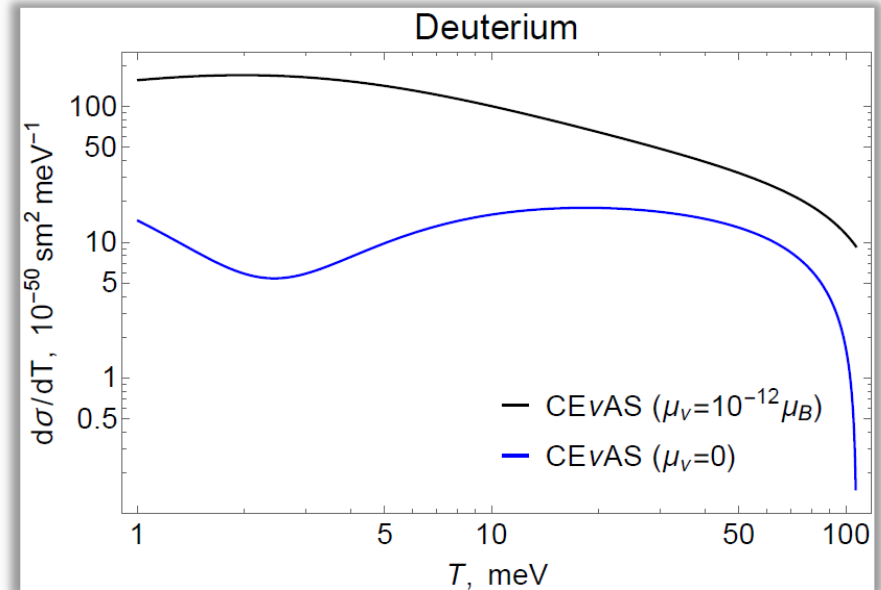
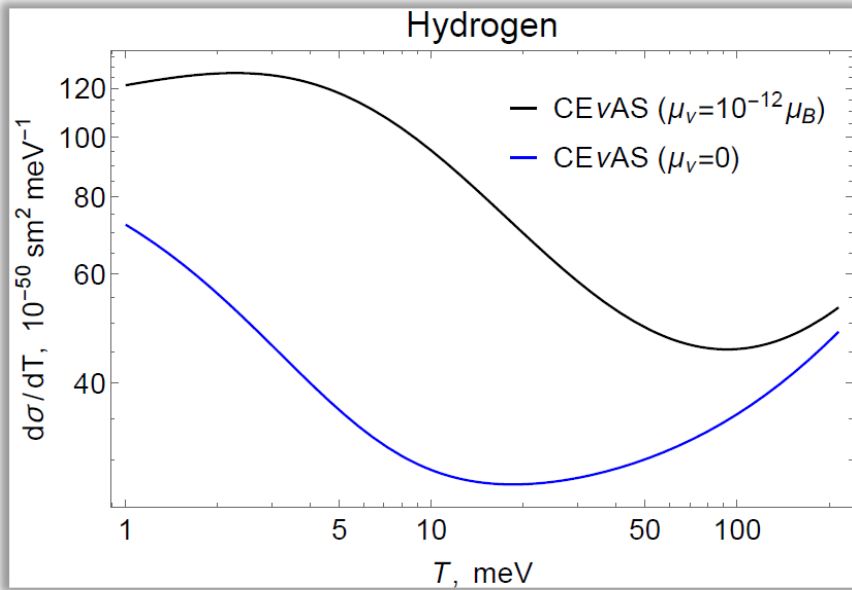
Progress of experimental sensitivity to μ_ν




Thank you for your attention!

Backup slides

CEvAS cross sections for $\bar{\nu}_e$ with $E_\nu=10$ keV

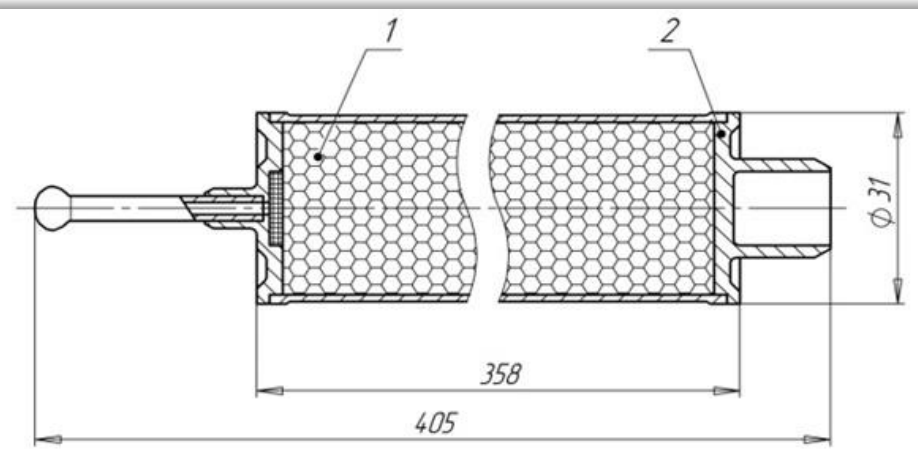


Tritium neutrino source (TNS)



The basic design scheme of a tritium neutrino source (TNS) has been worked out in *A.A. Yukhimchuk et al. Fusion Science and Technology* **48**, No.1 (2005) 731-736.

Construction of a tubular tritium element

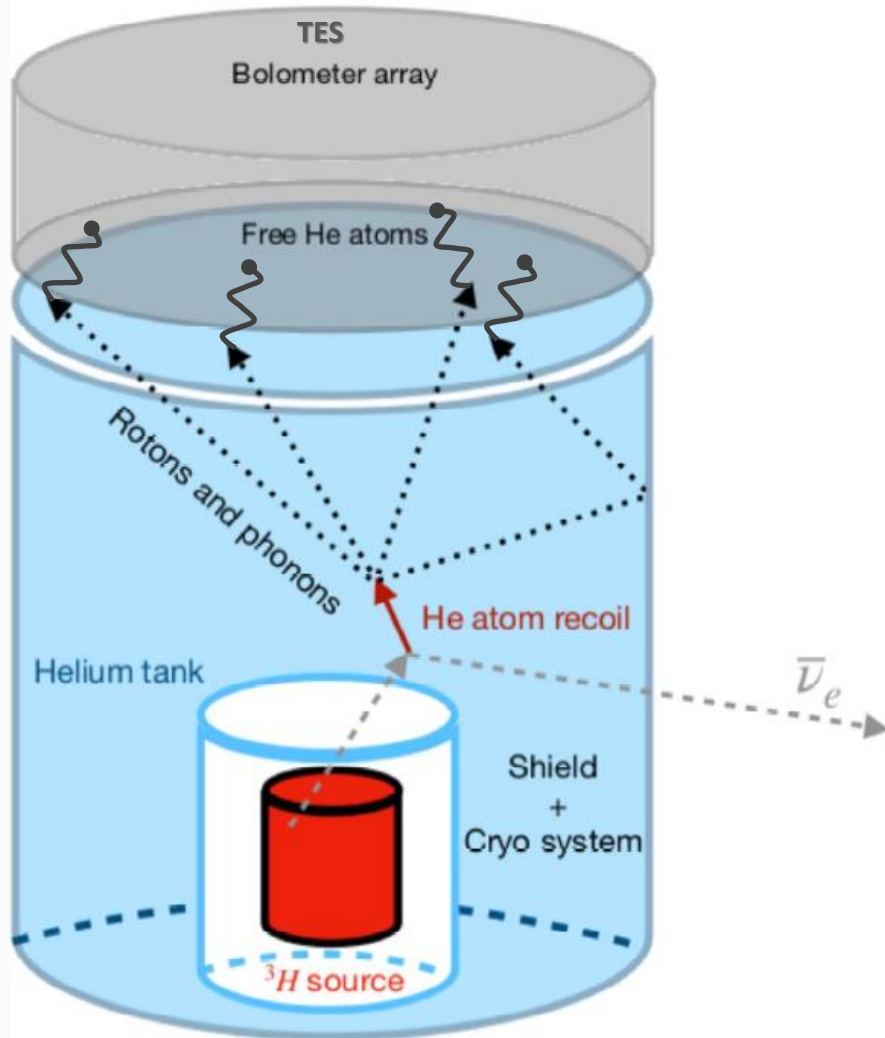


1 – titanium tritide; 2 – body

TNS is a set of tritium elements in which tritium is in a chemically bound state on titanium.

Titanium powder in bulk is placed in the tritium element. Then the titanium powder is thermally activated and saturated with tritium, after which the tritium element is sealed.

Detection method to study CE ν AS



Tritium neutrino

↓

Elastic neutrino-atom scattering

↓

He atom recoil (1-185 meV)

↓

Phonons and rotons (0.7-1.2 meV per q. p.)

↓

Quantum evaporation (0.6 meV per atom)

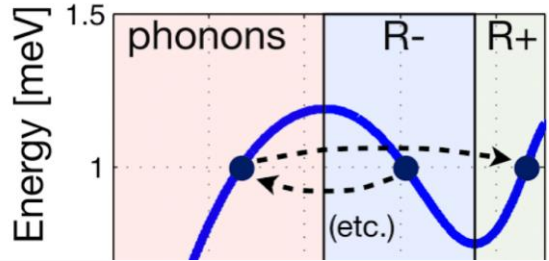
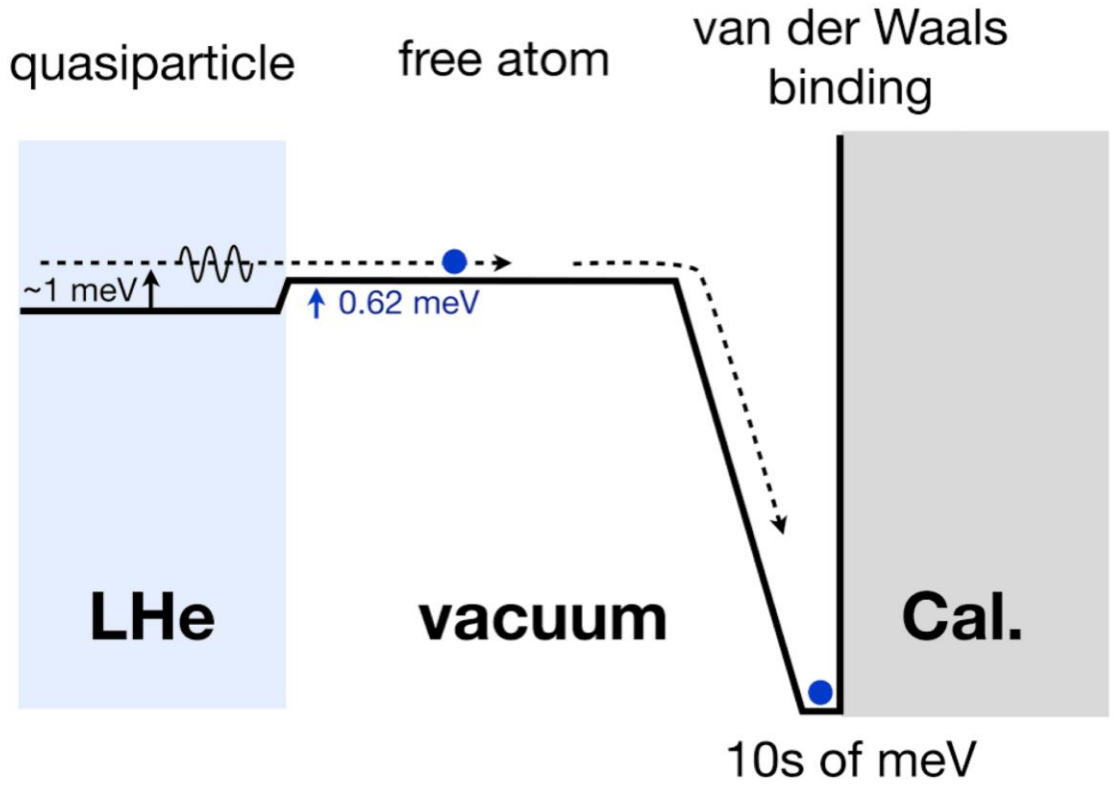
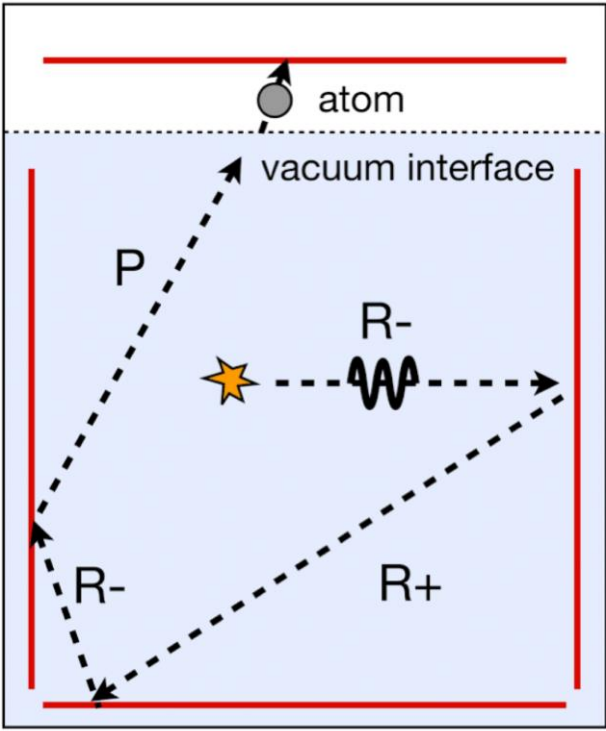
↓

Adsorption onto TES (6-50 meV per adatom)

↓

Signal

Quasiparticle readout: Quantum evaporation of He atom

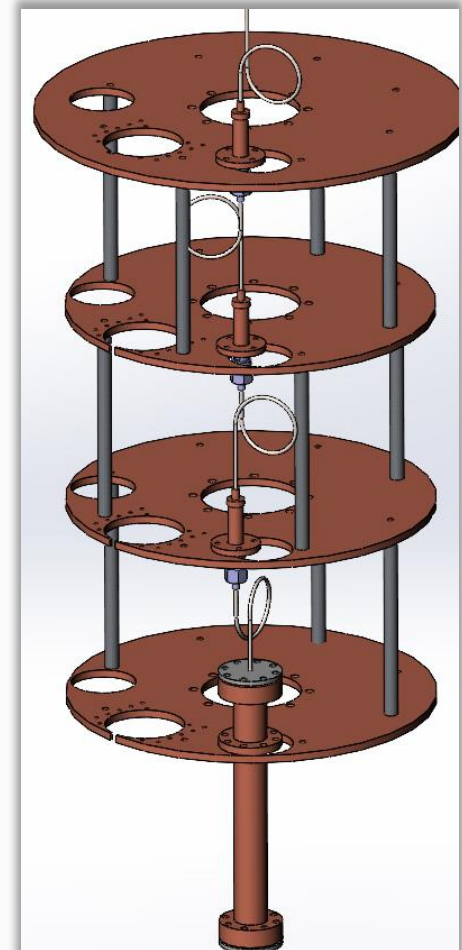
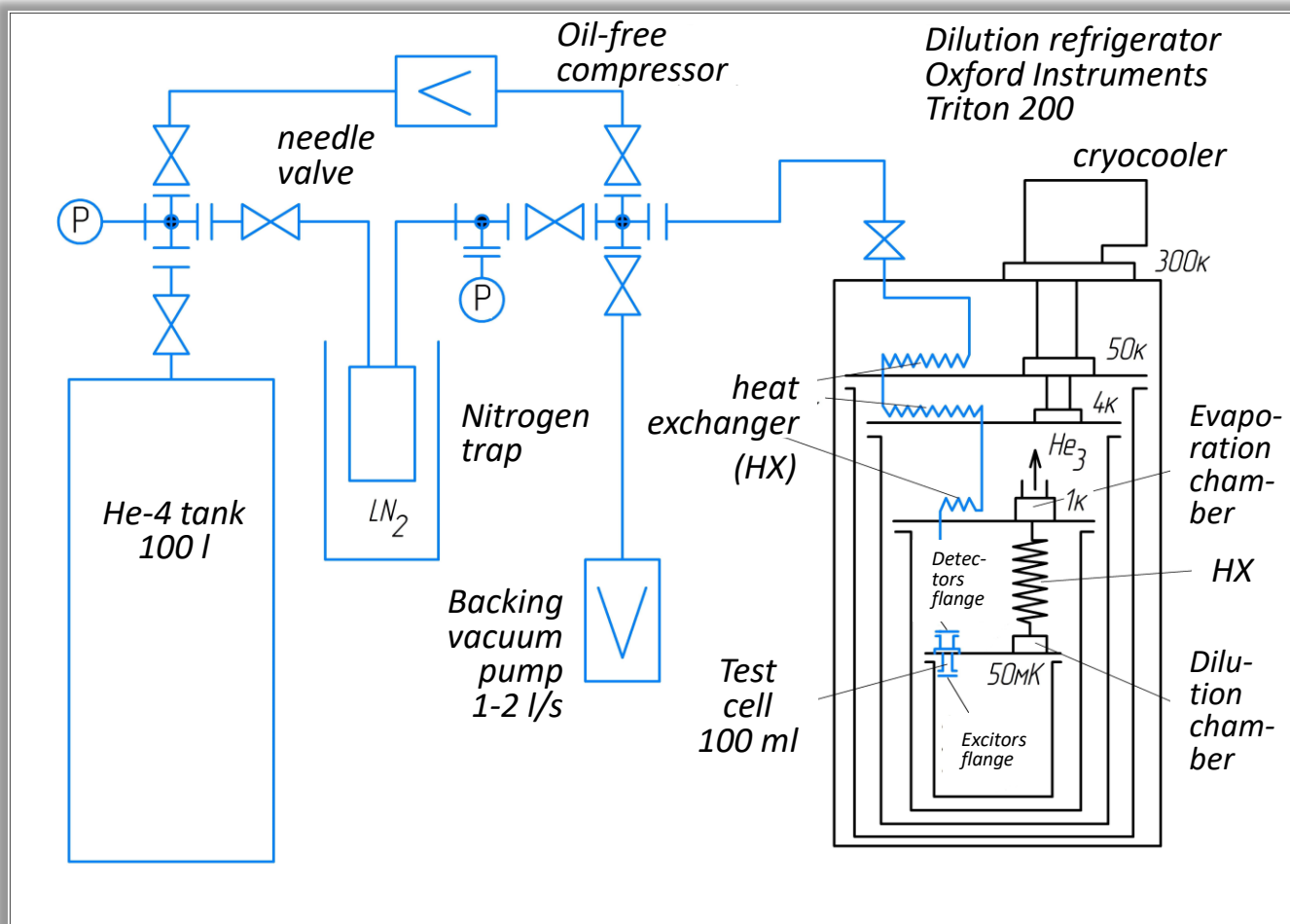


- 1 meV roton energy becomes up to 40 meV observable
- x 40 amplification
 - Graphene-fluorine surface

[D. McKinsey, SNOLAB Workshop 2021]

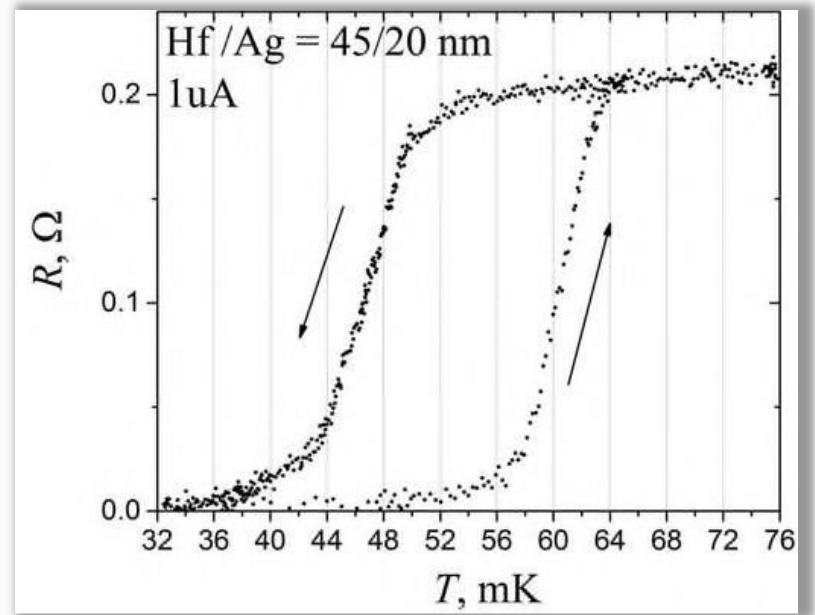
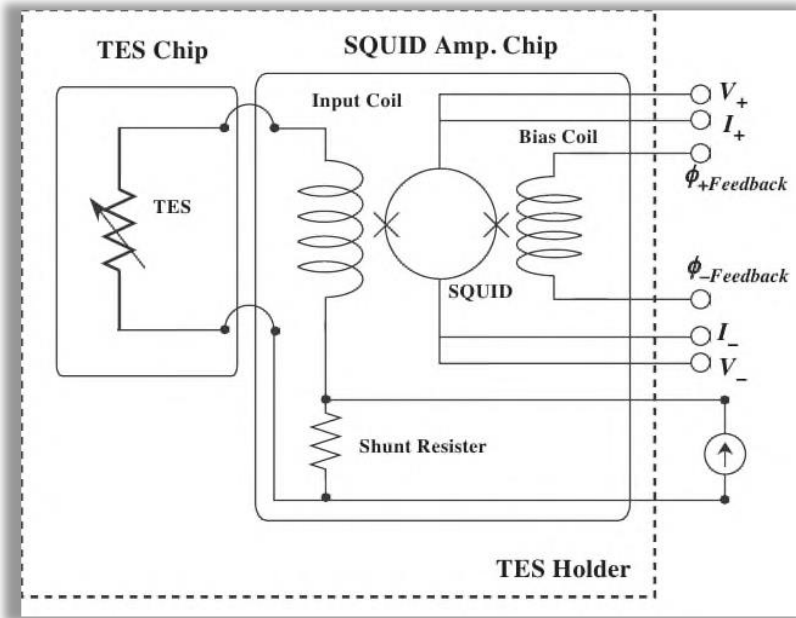
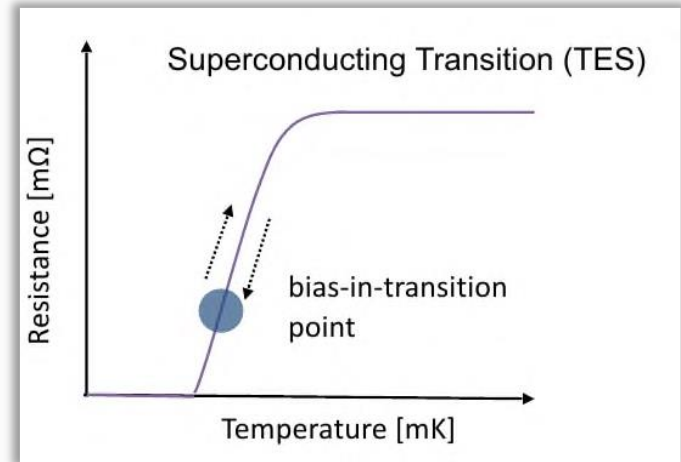
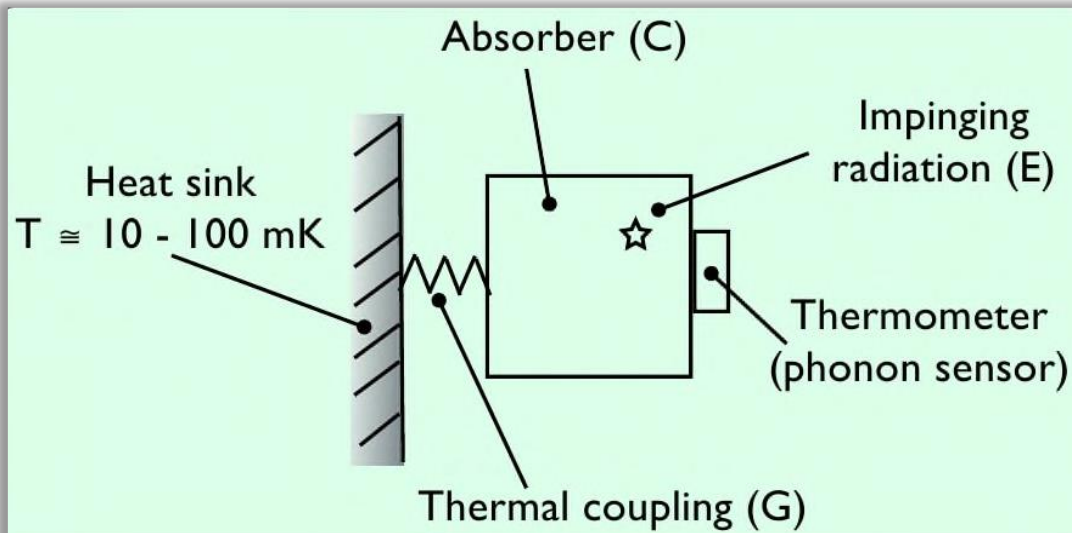
The test He II cell for TRITON 200

@ JINR & Nizhny Novgorod State Technical University



Purpose: To test the possibility of (i) generation of various excitations in helium (phonons, rotons, scintillations) by various controlled methods (thermal, mechanical, irradiation with various particles) and (ii) registration of these excitations by microcalorimetric detectors of various types

Transition edge sensor






Thin-film metal structures for microcalorimeters

@ Institute for Physics of Microstructures, RAS, Nizhny Novgorod

Goal Obtaining superconducting films with a critical temperature T_c from 15 mK to 100 mK and a sharp transition $\Delta T_c < 1$ mK

Methods and approaches Multilayer structures with proximity effect:
Ti($T_c=0.49$ K)/Mo($T_c=0.92$ K)/Au & iridium films Ir ($T_c = 0.11$ K)
Allotropic modifications of tungsten: α -W($T_c=12-15$ mK) / β -W ($T_c=1-4$ K)

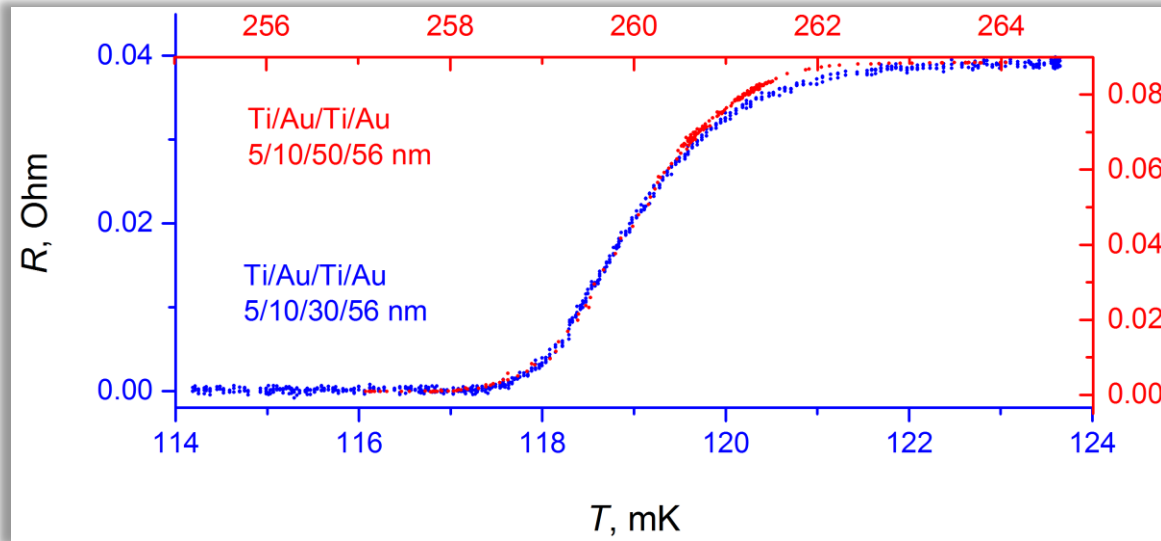
Growth technologies

MOCVD with vertical reactor	MOCVD with horizontal reactor (EpiquipVP-502 RP)	Electron beam deposition (Amod 206)
		
α -W/ Al_2O_3	$\alpha(\beta)$ -W/ Al_2O_3 ; GaAs; Si	Ti/Mo/Au; Ir/Si

Post-growth and diagnostic methods Ultraviolet lithography (Suss MJB4); Plasma etching (Oxford Plasmalab 8); X-Ray Diffractometry (BrukerD8 Discover); Secondary-ion mass spectrometry (TOF.SIMS-5); Atomic force microscopy

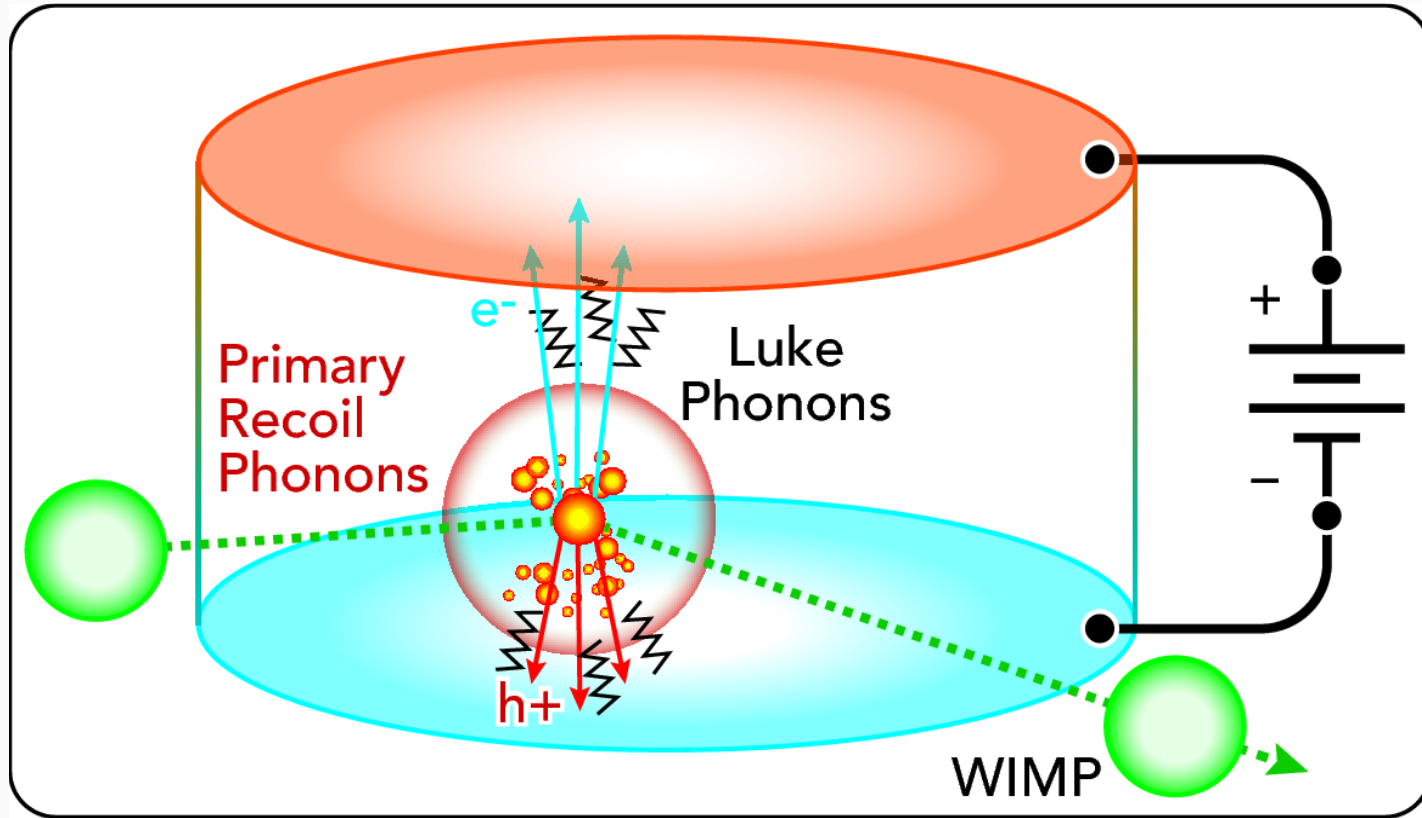
Studies of film electric properties

@ Nizhny Novgorod State Technical University



Neganov-Trofimov-Luke effect

Phonon amplification of ionization signal



$$\text{Observed Phonon Energy} = E_{\text{Recoil}} + E_{\text{NTL}}$$

[B. von Krosigk (on behalf of the SuperCDMS Collaboration), IDM2018]